



DESIGNS IN DOTS is part of a Paste Paper Pattern Series which also includes Design in Lines
 One of a Kind \$800.00 by Marie Kelzer © 2015




6.75" W x 6.75" H x 1.5" D

Utilizing paste papers completed over a 25 year span. Paste papers in this book are designed and made primarily with rolling pins to create the dots look. Cut out rolling pins and combs demonstrate the tools used to create dots. Text pages highlight techniques used. Paper cutting and weaving techniques are used to attach the strips to paper. The effect is a 3 dimensional study in dots and how they form together. Double layer folded sections are sewn together in an accordion layout with a wraparound cover. The Lego cover adds to the effect.




55" W Open


Designs in Dots



A Paste Paper Pattern Series



DESIGNS IN LINES is part of a Paste Paper Pattern Series which also includes Designs in Dots
 One of a Kind \$800.00 by Marie Kelzer © 2015



6.75" W x 6.75" H x 1.5" D

Utilizing paste papers completed over a 25 year span. Paste papers in this book are designed and made primarily with comb objects. Text pages demonstrate combs and techniques used. Cut out combs are one of the tools used to create lines. Paper cutting and weaving techniques are used to attach the strips to paste paper. The effect is a 3 dimensional study in lines and how they align and intersect with each other. Double layer folded sections are sewn together in an accordion layout with a wraparound cover. The cover is PVC Polyester with linen thread and a paste paper spine.



55" W Open

Designs in LINES



A Paste Paper Pattern Series



Serrated



Hand Cut